

Freestanding Wood Heaters

CONVECTION RANGE

INSIST ON A JARRAHDALE

- Australian made and owned since 1981
- Heavy duty, all solid-steel construction
- Advanced-burn Firebox for excellent heat output with lower emissions
- 10-year, manufacturer direct warranty
- Built to comply with Australian Standards



*Australia's Natural Choice
in Home Heating*



Convection Wood Heaters

Convection Wood Heaters create heat by circulating warm air around the room. As warm air rises from the firebox, cooler air is drawn-in. This in turn is warmed by the stove and rises to follow in a continuous cycle. A Convection Wood Heater provides evenly distributed, comfortable warmth throughout the home.

RHAPSODY



Dimensions (mm): 610 W x 695 H x 530 D
Heating Area: Up to 185sq/m*
Firebox Capacity: Logs up to 450mm
Weight: 129kg

The Rhapsody is a compact wood heater designed to provide ample warmth in small to medium sized houses, ranging up to a large 3 bedroom, or small four bedroom home. It is available with an optional two-speed fan, used to push warm air around the home more quickly.

The Rhapsody is also available as a built-in heater, for installation into a fireplace opening.

CONVECTOR



Dimensions (mm): 700 W x 805 H x 540 D
Heating Area: Up to 232sq/m*
Firebox Capacity: Logs up to 580mm
Weight: 113kg
Distinction: Pedestal style with side heat-shields

The Convector Wood Heater features a 320mm high pedestal to elevate the firebox from the floor, making it an attractive, standout feature of any room. Thoughtfully designed, the Convector is encased with side heat-shields for added protection and features a large door opening to cater for bigger logs, ensuring your home is always warm and cosy.

The Convector is available with an optional two-speed fan, used to push warm air around the home more quickly.

The Convector can also be custom-made with four steel legs, instead of a pedestal, so that it is in-keeping with the style of character homes.

INNOVATOR



Dimensions (mm): 730 W x 695 H x 530 D
Heating Area: Up to 232sq/m*
Firebox Capacity: Logs up to 580mm
Weight: 152kg
Distinction: Grand style with wide glass door

Recipient of an Australian Design Award for Innovation and Design, the Innovator is arguably our most impressive and popular wood heater thanks to its striking appearance. It features a wide, rectangular firebox to enhance its presence in any room and a large glass door, offering entrancing views of the roaring fire. Heating up to 232sq/m it is the perfect wood heater for a medium-sized family home.

Also available as a built-in wood heater, for installation into a fireplace opening.

JUMBO INNOVATOR



Dimensions (mm): 730 W x 695 H x 650 D
Heating Area: Up to 280sq/m*
Firebox Capacity: Logs up to 580mm
Weight: 175kg
Distinction: Large Heating Area

The Jumbo Innovator is our largest convection wood heater, promising to keep you warm and cosy even in large, open areas. With a deeper firebox than other models, the Jumbo Innovator can accommodate a larger volume of logs, for longer lasting heat. It features a grand design with a wide, rectangular firebox and large glass door, offering entrancing views of the roaring fire.

TWO-DOOR INNOVATOR




Dimensions (mm): 730 W x 695 H x 795 D
Heating Area: Up to 280sq/m*
Firebox Capacity: Logs up to 530mm
Weight: 202kg
Distinction: Double-sided for installation between adjoining rooms


Designed for installation between two adjoining rooms, the Two-door Innovator features a door and glass viewing panel on both sides of the heater. This allows you to view and stoke the fire from either side. With its attractive façade, grand presence and large firebox, the Two-door Innovator serves as an excellent room divider in large, open-plan living spaces.

Also available as a built-in wood heater, for installation into a double-sided fireplace opening.

SURFACE FINISHES



Metallic Black



Metallic Blue



Goldfire Brown



Pewter



Optional Extras

- 2-speed fan
- Chrome plated door
- Left-hand door opening
- Rear flue

Accessories

- Drop box
- Floor hearth
- Tool kit
- Flue mesh
- Flue guard
- Wood storage unit
- Child safety fence

STANDARD INSTALLATION REQUIREMENTS
Combustible Walls & Flooring

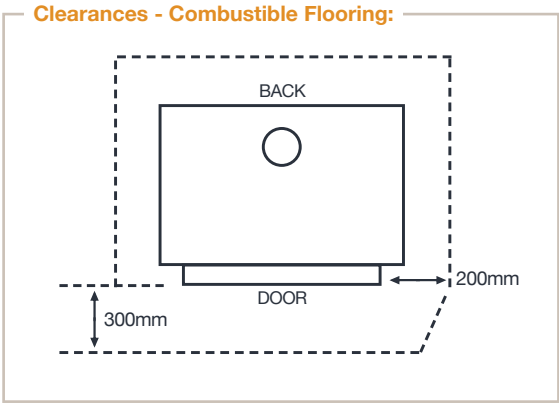
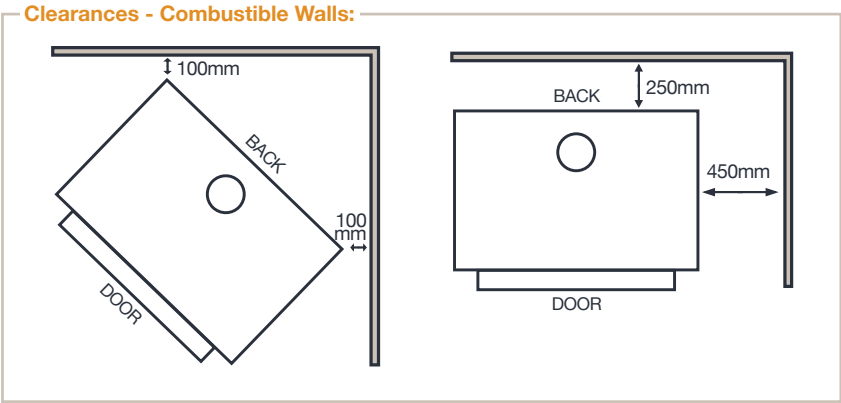
The diagrams below illustrate the minimum clearances required for installation of all Jarrahdale Freestanding Wood Heaters next to combustible walls. When wall materials are combustible, such as timber, a half-round Safety Flue Guard with a minimum height of 1000mm is required.

A wood heater may be installed closer than shown if wall materials are not considered combustible, such as brick or plaster, or if the wall is protected by an additional shield. Please consult with your Jarrahdale Heating sales representative for further advice.

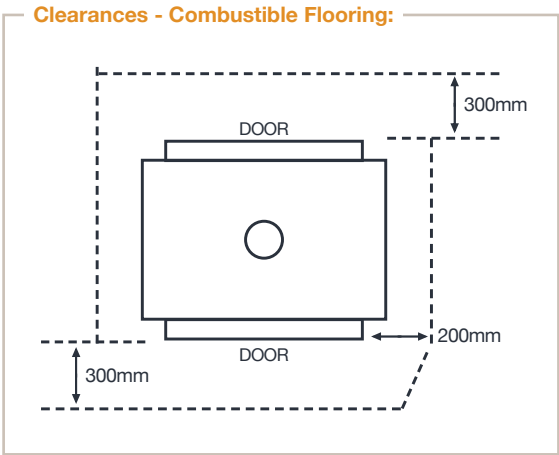
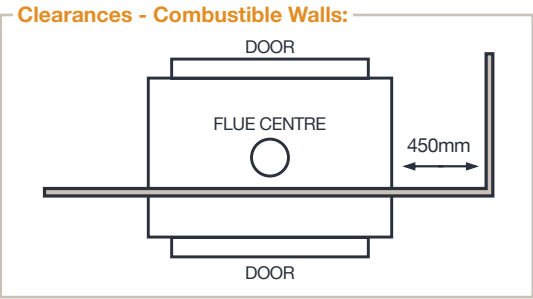
If the wood heater is to be installed onto combustible flooring such as carpet, vinyl or cork, a hearth is required with a clearance of 300mm at the front and 200mm either side of the wood heater door.



RHAPSODY, CONVECTOR, INNOVATOR & JUMBO

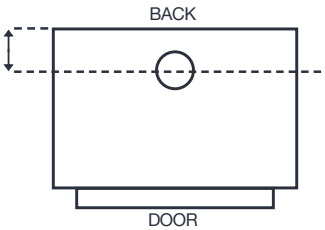


TWO-DOOR INNOVATOR
If the Two-door Innovator is being installed into/through a wall, the wall material must be non-combustible. If the side wall is combustible then a minimum clearance of 450mm is required from the wood heater.



FLUE CENTRES
Flue centre measurements shown in the table below are measured from the back of the wood heater, as shown in the diagram to the right. In the case of the Two-door Innovator, the standard flue position is always the centre of the firebox. However, the flue can be offset a maximum of 102mm on request. Please consult with your Jarrahdale Heating sales representative for further advice.

MODEL	RHAPSODY	CONVECTOR	INNOVATOR	JUMBO INNOVATOR
CENTRE	170mm	170mm	170mm	190mm
DIAMETER	150mm	150mm	150mm	150mm



AVAILABLE FACTORY-DIRECT & AUSTRALIA-WIDE THROUGH A CERTIFIED DISTRIBUTOR



SHOWROOM: 17 Malcolm Rd, Maddington WA
Phone: 08 9493 6512 | Online: www.jhc.com.au

Jarrahdale Heating reserves the right to alter designs and specifications due to on-going product improvements

Certified Dealer: